




# CT9

## High Performance – PICMG 2.16 6U CompactPCI® Server Blade

Single Board  
Computers

### Features

- Intel® Pentium® M processor, 1.4GHz to 1.8 GHz and Intel® Celeron® M processor 1GHz and 1.3GHz
- Optimized for telecom applications
- Ultra compact, 1 slot
- Hot Swap (Full) PICMG 2.1 compliant
- System & Non-system (peripheral) mode
- Extensive Software Support
- Up to 2 GB DDR SDRAM (200MHz) with ECC
- Flash drive or local 2.5" hard disk
- VGA/LCD up to 1600x1200
- Two Gigabit Ethernet ports 10/100/1000 BaseT front or rear optional
- PICMG 2.16 compliant
- Two PMC extension slots, one 64-bit/133 MHz and one 32-bit/33 MHz
- IPMI PICMG 2.9
- Ultra ATA/100 onboard, second channel rear I/O
- 2x serial I/O with FIFOs RS-232/422/485 interface
- USB 2.0 ports, one front, four rear
- Watchdog, temperature sensors
- IEEE 1284 parallel port
- Optional -40 °C / +85 °C
- Customer specific, low cost assembly versions
- RoHS compliant with version 3.x



**CT9** is a 6U CompactPCI all-in-one CPU board with integrated low power Intel® Pentium® M processor and dual Gigabit Ethernet channels. The CT9 supports full hot swap and is capable of being used in a system or non-system (peripheral) slot. Adhering to the PICMG 2.16 dual Ethernet specification, the CT9 supports the 64-bit/66 MHz CompactPCI bus and is designed for use in a broad range of applications such as wireless base stations, voice over packet, enterprise devices, test and measurement systems, and server blade applications.

The CT9 platform is designed to support processors starting with 1 GHz up to 1.8 GHz. It offers low power consumption and eliminates the need for on-board fans. The design is ready to accept future higher performance Intel Pentium M processor versions.

The CT9 provides a unique feature set, including up to 2 GB of 200 MHz DDR SDRAM with ECC, three independent on-board PCI buses, high speed support for the CPCI backplane, two PMC interfaces (64-bit/133MHz and 32-bit/33 MHz). A high level of functional integration (VGA/TFT, USB, serial interfaces, etc.) within a single slot gives users the freedom to use the PMC interfaces as extension for their applications. This combined with a custom specific assembly service provides optimized price/performance for all kinds of OEM applications. The board is also available in extended temperature version ranging from -40 °C to +85 °C.

The CT9 also includes a Baseboard Management Controller (BMC) supporting the Intelligent Platform Management Interface (IPMI) architecture. It allows independent platform management between IPMI enabled boards, power supplies, fans and other accessories in a system. This feature can be used for autonomous monitoring, logging and recovery control functions.

Supported operating systems are Windows® XP, VxWorks® and Linux®. QNX and LynxOS® are on request. CT9 version 3.x is RoHS compliant.

# Specifications

## CompactPCI – PLX 6254 PCI-to-PCI Bridge

- PICMG 2.0 R3.0 compliant CPCI local bus standard
- 64-bit PCI-to-PCI bridge for up to 8 slots (33 MHz) or 5 slots (66 MHz)
- Supports System and Peripheral Mode
- J1+2, 2 mm pin and socket connectors (IEC-1076-4-101)

## Processor - $\mu$ FCBGA, Low Power Design

- Scalable processing power with flexible processor design
- Intel Pentium M processor: 1.4 GHz to 1.8 GHz
- Intel Celeron M processor: 1 GHz and 1.3 GHz
- High efficiency on-board switching regulator (DC/DC)
- Fanless cooling with heat sink
- Contact factory for latest CPU versions

## Chipset – Intel E7501/P64H2/ICH4

- 400 MHz system bus to processor
- PCI burst mode transfers up to 512 MB/s (64-bit/66 MHz)
- Two 64-bit wide PCI buses with 66 MHz
- One 32-bit wide PCI bus with 33 MHz

Cache	Level 1	Level 2
Pentium M (90nm)	32 KB	2048 KB, full speed
Pentium M (130nm)	32 KB	1024 KB, full speed
Celeron M (90nm)	32 KB	512 KB, full speed
Celeron M (130nm)	32 KB	512 KB, full speed

## Memory – DDR 200

- High-speed registered DDR SDRAM
- 72-bit wide with error correction (ECC)
- 512 Mbytes to 2 Gbytes with soldered chips

## Dual Gigabit Ethernet – Intel 82546GB

- Highly integrated Dual Channel Ethernet Controller with 64-bit/66 MHz PCI local bus mastering
- 64 Kbyte Transmit and Receive FIFO
- 10/100/1000BaseT auto-negotiation
- Versions with front I/O available
- Compliant to PICMG 2.16

## Hard Disk or Flash Drive

- Internal 2.5" IDE hard disk or 2.5" Flash Drive (for extended temperature range and higher shock/vibration immunity)

## PMC Extension Slots - IEEE P1386/1386.1

- One high bandwidth 64-bit/133 MHz PMC interface and one 32-bit/33 MHz PMC interface
  - Enhancement to processor PMC standard VITA 32-2003 (non-monarch)
  - Cardbus adapter available on PMC2
- Note: The 32-bit/33 MHz PMC slot is not available with VGA or Ethernet on the front and IDE secondary installed

## IPMI 1.5

- Baseboard Management Controller supporting the Intelligent Platform Management Interface (IPMI) architecture in compliance with PICMG 2.9
- Peripheral mode and BMC mode are supported

## Serial I/O - RS232/422/485

- Two async. 16550 compatible full duplex serial channels at rear I/O
- High-speed transfer up to 115.2 kbaud with 16 byte FIFOs
- User selectable RS232/422/485 interface
- COM1 optional available at front

## VGA and LCD – NVIDIA® GeForce™4 420 Go CT9 board version 2.x only

- 256-bit 3D and 2D graphics accelerator
- On-chip 32 Mbytes frame buffer (66-190 MHz)
- 32-bit/33 MHz PCI interface
- Dual CRT/ Simultaneous Dual Display
- 350 MHz Palette-DAC for analog VGA (up to 1600 x 1200)
- DVI-I interface (PanelLink®) for TFT displays up to 1024 x 768, single channel DVI (165 MHz), EDID display PnP supported
- Fully compliant support for OpenGL™ 1.2 for all supported Windows operating systems and Linux

## VGA and LCD – ATI MOBILITY™ RADEON™ CT9 board version 3.x only, RoHS version

- 128/256-bit 2D, 3D and multimedia graphics accelerator
- Local DDR memory (16 MB or 64 MB) @ 125 MHz to 200 MHz
- 32-bit/33 MHz PCI interface
- Dual independent CRT controllers to support two asynchronous simultaneous display paths
- RAMDAC (300 MHz to 400 MHz) for analog VGA (1600 x 1200)
- TDMS transmitter up to 165 MHz (1024 x 768 at 60 Hz); DVI
- Full support of OpenGL 1.3 (Windows) and xFreeX86 (Linux)
- Support for DirectX 6.0 to DirectX® 8.1 under Windows

## EIDE- ICH4

- Ultra ATA/100 sync. DMA mode up to 100 Mbytes/sec
- PIO mode 4 and bus master IDE up to 16 Mbytes/sec
- Two devices supported via local EIDE connector and two devices with rear I/O

## Parallel Port

- Bi-directional, IEEE 1284 compatible enhanced parallel port (including EPP and ECP) for printer

## General Purpose I/O (software configurable)

- Eight GPIO (input or output) pins
- Interrupt capability (level, edge)

## USB 2.0 – ICH4

- One USB 2.0 connector at front
- Four universal serial bus channels at rear

## Keyboard and Mouse

- PS/2 compatible

## Real-time clock

- RTC 146818 compatible, on-board Li-battery

## CMOS RAM

- 242 bytes non-volatile CMOS RAM

## EEPROM

- 512 kbit serial EEPROMs for non-volatile user data

## Floppy

- One channel 3.5" floppy drive controller

## Watchdog (user programmable)

- Watchdog 1: 4.8  $\mu$ s to 76 s, 0.6 s increments
- Watchdog 2: 1 min to 255 min, 1 min increments

## Timer

- Integrated in E7501/ICH4 chipset

## Temperature Sensors

- CPU die and heat sink temperature software readable from – 65 °C to +127 °C

## LED

- Front panel LED System control
- Hot swap (blue), Status (red / yellow / green)

## Hot-Swap - compliant to PICMG 2.1

- Peripheral mode: Board can be inserted or removed in a powered system
- System controller mode: other, non system (peripheral) boards can be removed or added with power on

## H.110 Friendly

- Versions with non populated J4 (see Front and Rear I/O table) do not interfere with H.110 bus on P4

## BIOS Features

- New AMI BIOS Core 8, in-system programmable Flash ROM
- CPU, memory and IDE auto-detection/selection
- Integrated VGA, and Ethernet BIOS ROM
- USB Mass Storage support and booting capability (floppy, HDD, CDROM)
- Password protection, BIOS post, system and video BIOS shadowing
- Extensive setup with remappable serial/parallel ports
- Operation without disk, keyboard and video
- Remote BIOS through serial port

## Software

- The following software is supported to the extent listed below.

OS	On Request	Available
WIN XP	-	√
QNX 6	√	-
VxWorks	-	√
Lynx OS	√	-
Linux	-	√

## Front and Rear I/O (with transition module CTM12)

- The pinouts of the transition module connectors (rear I/O) corresponds to standard PC connectors (press-fit cables).

Function	Front	Rear J3/J4/J5
DVI-I	-	√ <sup>1,4</sup>
VGA	√ <sup>3</sup>	√ <sup>1,4</sup>
Eth 1	√ <sup>2,3</sup>	√ <sup>2</sup>
Eth 2	√ <sup>2,3</sup>	√ <sup>2</sup>
Keyb+Mouse	√	√
Reset	√	√
LEDs	√	√
USB 2.0 1-5	1	2-5 <sup>4</sup>
IDE primary	-	√
IDE secondary	onboard <sup>3</sup>	-
Floppy	-	√ <sup>4</sup>
COM 1-2	1	1,2
LPT	-	√ <sup>4</sup>
GPIO (8 pins)	-	√ <sup>4</sup>
PMC 1 (64-bit/133 MHz)	√	√
PMC 2 (32-bit/33 MHz)	√ <sup>3</sup>	√

<sup>1</sup> Rear DVI-I connector for DVI and VGA  
<sup>2</sup> Either front or rear as an order option  
<sup>3</sup> 32-bit/33 MHz PMC slot is not available with front VGA and/or Ethernet and/or IDE secondary installed  
<sup>4</sup> Not without J4

## Power Requirements

- +5 V, +3.3 V, +12V Required
- -12 V If required by mounted PMC module

Styles (Non-RoHS) (RoHS)	C 1	I 3
Front Panel	yes	yes
Front Stiffener	no	no
Middle Stiffener	no	no
Wedge Locks	no	no
Parts Soldered	yes	yes
Li-Battery	yes	yes
Extended Temp.	no	yes
Conformal Coating	no	no
Conduction Cooled	no	no

## Power Consumption - typical operating current

- w/o keyboard, hard disk, modules, Ethernet (no link), measured at DOS prompt, no power savings.

Processor, Memory	5 V	3.3 V	Total Power
1.0 GHz, 1 GB	1.0 A	5.9 A	24.5 W
1.3 GHz, 1 GB	2.2 A	5.9 A	30.5 W
1.4 GHz, 2 GB	1.4 A	5.9 A	26.5 W
1.6 GHz, 2 GB	2.7 A	5.9 A	33.0 W
1.8 GHz, 2 GB	2.5 A	5.9 A	32.0 W

- w/o keyboard, hard disk, modules, Windows XP, 3D graphics active. Both Gigabit Ethernet channels linked, CPU running at instruction mix for maximum power consumption.

Processor, Memory	5 V	3.3 V	Total Power
1.0 GHz, 1 GB	1.3 A	7.5 A	31.3 W
1.3 GHz, 1 GB	4.6 A	7.5 A	47.8 W
1.4 GHz, 2 GB	2.7 A	7.5 A	38.3 W
1.6 GHz, 2 GB	5.4 A	7.5 A	51.8 W
1.8 GHz, 2 GB	4.8 A	7.5 A	48.8 W

## Power Allowances - PMC slot

- +5 V, +3.3V: Total power max. 7.5 W
- ±12 V: 100mA each

## Mechanical – PICMG 2.0

- 6U, 1 slots wide
- 233 x 160 x 20 mm (including Flash drive) or hard disk

## Temperature

- Note: For detailed information about the operating temperature behavior of the board of any style it is absolutely necessary to consult the manual. The processor type and speed, altitude, the use or not use of Ethernet and video, ambient conditions and the type of cooling influences the board temperature range.

	Operating	Storage
Standard	0 °C to +70 °C	-40 °C to +85 °C
Extended	-40 °C to +85 °C	-40 °C to +85 °C

	Operating	Storage
Humidity	5 – 95 % @ 40 °C	5 – 95 % @ 40 °C
Altitude	15.000 ft. (4.5 km)	40.000 ft. (12 km)

## Shock (3 axis, up & down, 5 hits / direction)

- Style (C , I , 1 , 3): 12g / 6 ms

## Vibration (30 minutes each axis)


- Style (C , I , 1 , 3): 2 g rms @ 5–100 Hz

## MTBF

- Calculations are available in accordance with MIL-HDBK-217. Please contact factory.

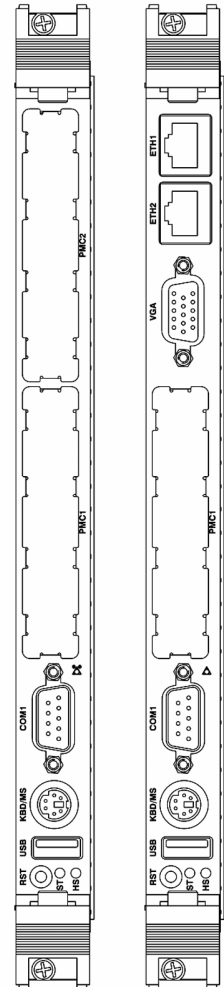
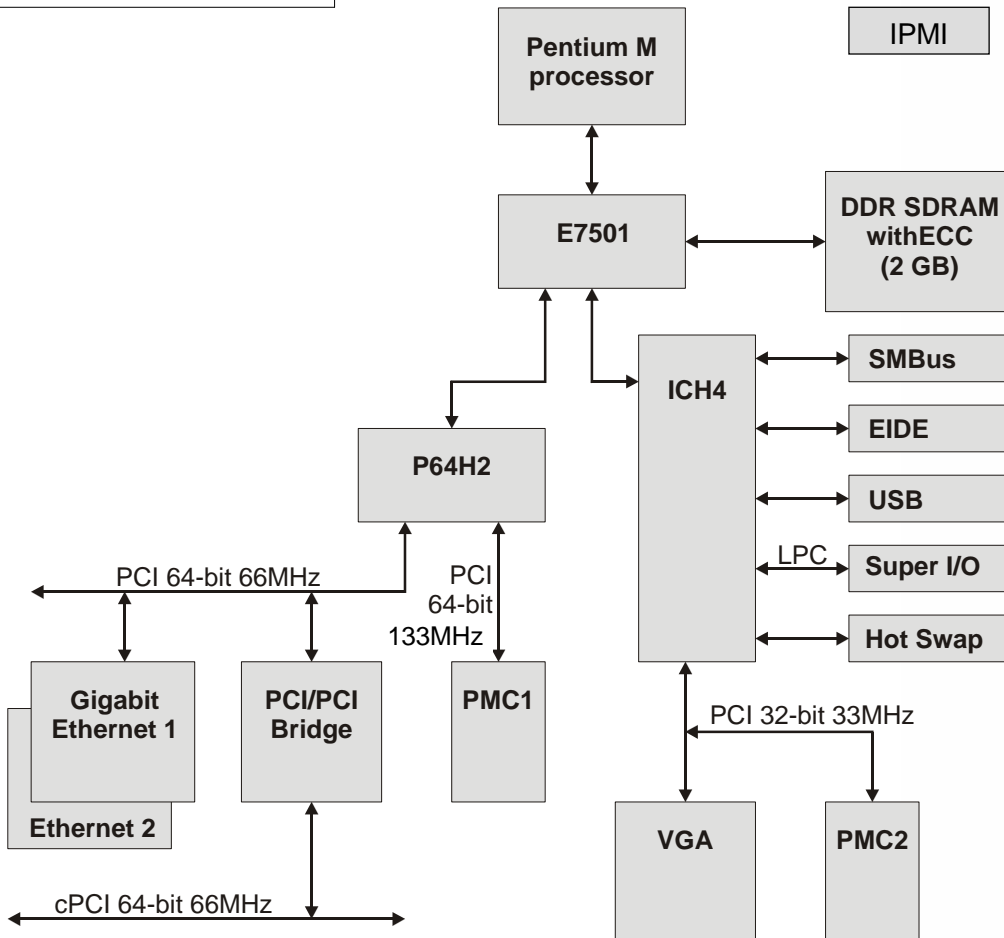
## Safety

- Designed to meet standard UL1950, CE class A, FCC-A



# CT9

## Block Diagram



## Ordering Information

### Hardware Accessories

- CTM12: I/O transition module for 6U backplane (IEEE 1101.11-1998 compliant)
- SCM184TL00C: 1U 19" chassis with 2 CPCI slots, backplane and power supply
- SCC784UE05CT9: CT9 starter cage, 19", 7U, 84HP, 5 CPCI slots, fans, HDD and DVD
- ZKAAPS2SPLIT: Cable for keyboard and mouse on front panel

### Operating Systems

Extensive operating systems support is available (see page 3).  
 Chassis with power supplies, backplanes and drives on request.  
 For detailed information and further options, contact SBS.

### Corporate Headquarters

7401 Snaproll NE  
 Albuquerque, NM 87109  
 Tel 505.875.0600 Fax 505.875.0400  
 Email [info@sbs.com](mailto:info@sbs.com)

### European Headquarters

Memminger Str. 14  
 D-86159 Augsburg, Germany  
 Tel +49-821-5034-0 Fax +49-821-5034-119  
 Email [aug-info@sbs.com](mailto:aug-info@sbs.com)

For additional contact information, please visit our web site at [www.sbs.com](http://www.sbs.com)

Specifications subject to change without notice. All trademarks and logos are property of their respective owners.  
 ©2006 SBS Technologies, Inc. 20060627

